



## Palazzo 600 Wall Mounted Vanity

SKU#: J-2070

From **\$355.00**

~~\$355.00~~

### BENCHTOP OPTION



### TAP CUT



### WASTE CUT



### BASIN OPTION



Standard Basin Size: 480mm x 345mm x 135mm\*

Standard Stone Size: 600mm x 520mm x 20mm\*

Cabinet Size: 580mm x 505mm x 560mm

Cabinet Finish: High Gloss White

Stone Top Standard 20mm: White Pepper, Midnight Black, Concrete Grey, Venato Bianco

Stone Top Custom 40mm: Snow, Jet Black, Raw Concrete

Timber Top 40mm: Timber Ash Natural, Timber Ash Walnut

Basin: Ceramic

Handle: Finger Pull

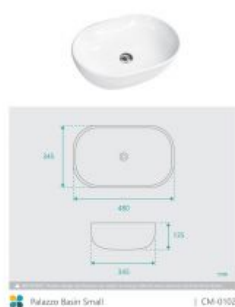
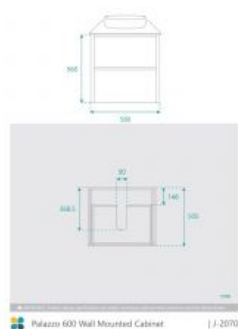
Configuration: Two soft close drawers (U-shape cut out in top draw only)

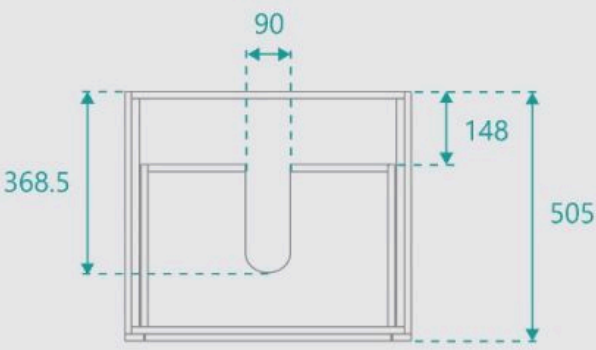
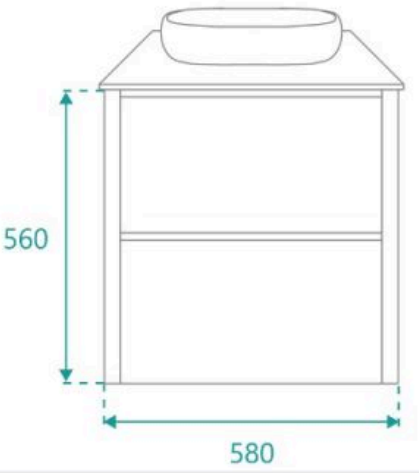
Warranty: 2 Year Product Warranty

*\*Selecting different options may change these dimensions, please refer to the specification images.*

The Palazzo Wall Mounted vanity suitable for the most pristine bathrooms, not afraid to command, this unit is taller than the average. The very sleek cabinet design features two soft closing drawers, the finger pulls on the drawers allow for a sleek no handle look for the ultimate in modern styling. Tap and waste fittings shown in the photos are for illustration purposes only and are sold separately, add them to your order to complete your look.

*\*Please note that stone and timber samples may differ from the actual product due to natural variations and batch differences. Colours displayed online may appear different due to screen settings. Standard stone and timber benchtops are supplied without holes, allowing for installation flexibility. Custom stone benchtop orders will be dispatched within 15 business days. For ceramic products, specifications must allow +/- 10 mm tolerance for manufacturing variance, it is recommended to use measurements of the actual product received.*





mm

⚠ IMPORTANT: Product design specifications are subject to change without notice and may vary from those shown.



Palazzo 600 Wall Mounted Cabinet

| J-2070