

Stonehenge 900 Vanity

SKU#: J-2021

\$263.25

~~\$405.00~~

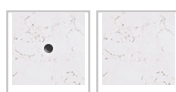
HANDLE OPTION



BENCHTOP OPTION



TAP CUT



WASTE CUT



BASIN OPTION



Standard Basin Size: 585mm x 395mm x 135mm*

Custom Stone Size: 900mm x 480mm x 20mm

Cabinet Size: 880mm x 465mm x 425mm

Cabinet Finish: White High Gloss

Stone Top Upgrade 20mm: Snow, Jet Black, Raw Concrete

Timber Top 40mm: Timber Ash Natural, Timber Ash Walnut

Basin: Ceramic

Handle: Stainless Steel Rounded

Configuration: Two Soft Closing Drawers

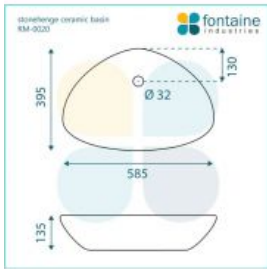
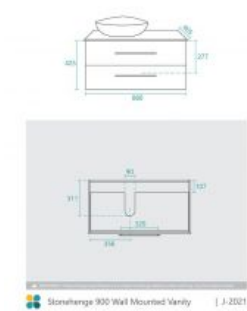
Warranty: 2 Year Product Warranty

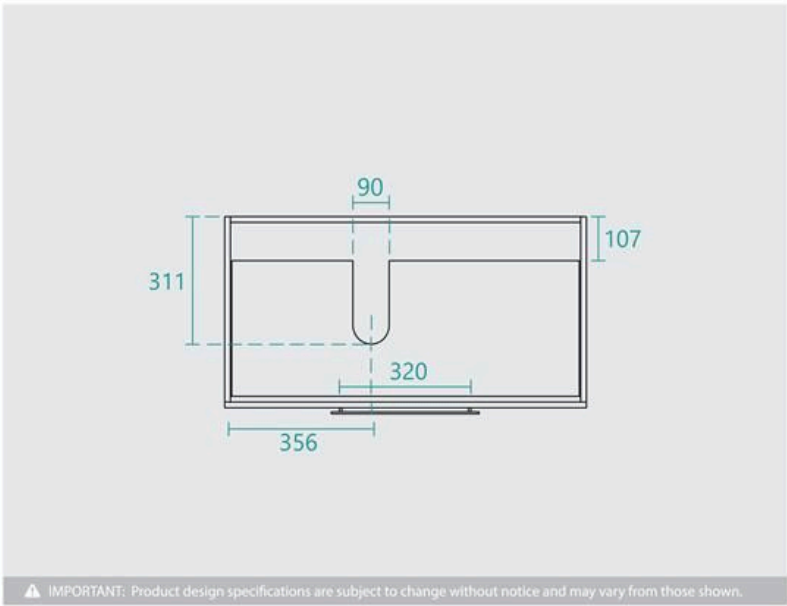
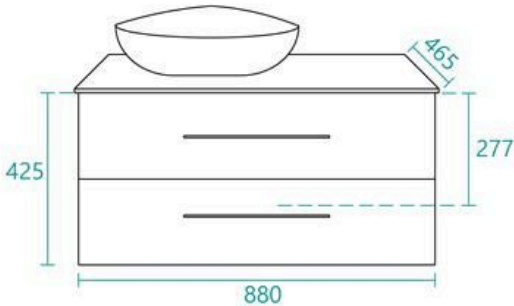
**Selecting different options may change these dimensions, please refer to the specification images.*

The Stonehenge vanity unit is unique and charming in design. Featuring a solid benchtop top in a range of finishes, offering a sophisticated style and ample amounts of counter space for your everyday bathroom essentials. Its true beauty lies with the uniquely shaped above counter ceramic basin. The cabinet has two soft closing working drawers, and still has

required plumbing space behind for easy installation. Tap and waste fittings shown in the photos are for illustration purposes only and are sold separately, add them to your order to complete your look.

**Please note that stone and timber samples may differ from the actual product due to natural variations and batch differences. Colours displayed online may appear different due to screen settings. Standard stone and timber benchtops are supplied without holes, allowing for installation flexibility. Custom stone benchtop orders will be dispatched within 15 business days.*





⚠ IMPORTANT: Product design specifications are subject to change without notice and may vary from those shown.



Stonehenge 900 Wall Mounted Vanity

| J-2021